

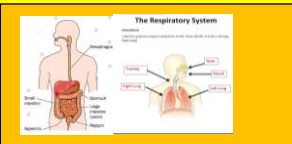




KENDRIYA VIDYALAYA K-AREA ,ZIRAKPUR



SUBJECT-EVS

WEEK	INSTRUCTIONS	ASSIGNMENT(TOPIC AND CONCEPTS)	LEARNING OUTCOMES
WEEK 1	<p>Learning EVS through art integrated learning Write the work in A4 flouroscent sheet or scrap file</p> 	<p>Write and draw sources of nutrients</p> <ol style="list-style-type: none"> 1. five fruit in a basket 2. Vegetable in a basket which are sources of vitamins and minerals. 3. five food items which give proteins 4. Five food items which are sources of carbohydrates 5. five food items which are sources of fats sources of nutrients 	<p>VALUE OF NUTRIENTS IN OUR DIET(FOOD WE TAKE)</p>
WEEK 2	<p>Learning EVS through art integrated learning Write the work in A4 flouroscent sheet</p>	<p>Draw and write about-</p> <ol style="list-style-type: none"> 1. Write 8 amazing facts of birds. 2. Write 8 to 10 amazing facts of animals 3. Write 7 to 8 amazing facts of humans 	<p>IMPORTANCE OF BIRDS, ANIMALS AND HUMAN BEINGS and THEIR INTERDEPENDENCE TO MAINTAIN THE ECO SYSTEM</p>
WEEK 3	<p>Learning EVS through art integrated learning Write the work in A4 flouroscent sheet</p> 	<ol style="list-style-type: none"> 1. Draw and label body parts of human 2. Draw and label digestive and respiratory system of human 3. Draw and label sense organs of human 4. Role play of snake charmer or any other worker. 	<p>SENSE ORGANS AND THEIR IMPORTANCE IN ANIMALS AND HUMAN BEINGS</p> <p>THEIR IMPORTANCE OF ORGANS SYSTEMS IN ANIMALS AND HUMAN BEINGS</p>
WEEK 4	<p>Learning EVS through art integrated learning Write the work in A4 flouroscent sheet /scrap file</p>	<ol style="list-style-type: none"> 1. Make a Scrap file and Paste five dry leaves, roots, flowers . 2. Write all the states of INDIA with their capitals and language spoken there. Mark states on map of India. 3. Write one poem and recite on environment. 	<p>VALUE- KNOW ABOUT DIFFERENT LEAVES AND FLOWERS AROUND YOUR SURROUNDINGS</p>
WEEK 5	<p>Learning EVS through art integrated learning Write the work in A4 flouroscent sheet /scrap file</p>	<ol style="list-style-type: none"> 1. Plant one plant and water it regularly, send its photo. 2. Draw one scene of your choice, paint and frame from any story books and Newspaper 3. Draw two/ three poster on SAVE ENVIRONMENT-SAVE WATER, SAVE ELECTRICITY, SAVE FUEL 4. Make poster on five freedom fighters and write their famous slogans. 	<p>KNOW ABOUT THE VALUE OF WATER ON PLANET EARTH-AKAM</p> <p>A TRIBUTE TO OUR FREEDOM FIGHTERS-AKAM</p>

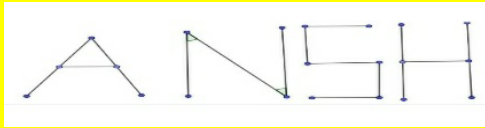
SUBJECT-ENGLISH

WEEK	INSTRUCTIONS	ASSIGNMENT(TOPIC AND CONCEPTS)	LEARNING OUTCOMES
WEEK 1	Do holiday homework in separate note book in neat and clean handwriting.	Read lesson Flying Together with understanding and write full form all contractions. . Underline all prepositions and past tenses. mentioned in the lesson Write five sentences on Importance of trees. Hand writing (5 pages) in one week	INCULCATION OF INDEPENDENT READING HABIT IN CHILDREN AND USE OF GRAMMAR IN DAILY LIFE LANGUAGE.
WEEK 2		Write any 15 adjectives with pictures Make a list of an indoor and outdoor activities which you will play during summer Vacations . Learn both poems by heart- The Ice cream Man and Team work. Handwriting 5 pages.	BENEFITS OF INDOOR AND OUTDOOR ACTIVITES FOR OUR BODY.
WEEK 3		Read any story from story book and make 10 questions from that story and write its answers. Handwriting 5 pages.	TO INCREASE THE READING SKILLS AND ABILITY TO COMPREHEND
WEEK 4		Learn and do written practice of all the work done in note book. Handwriting 5 pages	INCULCATION OF WRITING HABITS IN CHILDREN.
WEEK 5		How did you spent your Summer Vacations? Write a report and make a video and send it to me till 15th June	EXPERIENTIAL LEARNING AND REPORT WRITING.

SUBJECT-HINDI

सप्ताह	सूचनाएं	गृहकार्य	अधिगम परिणाम
सप्ताह एक		1.प्रतिदिन समाचारपत्र/पाठ्यपुस्तक पढ़िए और उनमें से पांच शब्द अपनी कॉपी में प्रतिदिन लिखिए। 2.प्रतिदिन एक पृष्ठ सुन्दर एवं सही विराम चिह्न को लगाकर सुलेख लिखें।	वर्तनी व लिखाई में सुधार होना
सप्ताह दो	1.हिंदी गृहकार्य के लिए अलग से कार्यपुस्तिका लगाएं। 2. ग्रीष्मकालीन अवकाश के दौरान प्रतिदिन सुबह योगा और व्यायाम करना ताकि आप स्वस्थ रहें और तंदुरुस्त रहें। प्रतिदिन अपनी माता जी के साथ घर के कार्यों में सहयोग करें।	3.पाठ- राख की रस्सी में लड़की ने अपनी बुद्धिमता और सूझबूझ का परिचय दिया है। इस प्रकार की कहानी पढ़कर अपने शब्दों में एक लघु कहानी लिखें। 4.रचनात्मक कार्य- तिब्बत को दुनिया की छत क्यों कहते हैं? मानचित्र में तिब्बत को चिह्नित करें।	रचनात्मक कार्य करने व सोचने की दक्षता का विकास होना
सप्ताह तीन		5.परियोजना कार्य-भारत में विभिन्न फसलों के त्योहार मनाए जाते हैं।जैसे-पंजाब- बैसाखी, असम में बिहु आदि। किन्ही तीन त्योहारों के बारे में पाँच वाक्य लिखें। 6.दस पर्यायवाची शब्द लिखें।	भारत के विभिन्न त्योहारों के बारे में जानना
सप्ताह चार	3. हिंदी की कार्यपत्रक आप को अलग से भेजी जाएगी।	7.दस योजक चिह्न वाले शब्द लिखें। 8.पन्द्रह विलोम शब्द लिखें।	नए शब्दों की जानकारी व ज्ञान से शब्दकोष में वृद्धि
सप्ताह पांच		9.दस समानार्थी शब्द लिखें। 10.वृक्षों के महत्व पर एक अनुच्छेद लिखें।	वृक्षों की उपयोगिता को जानना

SUBJECT -MATHEMATICS

WEEK	INSTRUCTIONS	ASSIGNMENT(TOPIC AND CONCEPTS)	LEARNING OUTCOMES
WEEK 1	1. All the work to be done in a thin notebook 2. Four worksheets will be given week wise	1. Collect the pictures of objects representing 3D shapes and paste in the notebook 2. Do the worksheet no 1	KNOW ABOUT THE SHAPES AND RELATE THE SHAPES OF OBJECT IN SURROUNDINGS.
WEEK 2		3. With the help of matchsticks make angles- I) ACUTE ANGLE II) OBTUSE ANGLE III) RIGHT ANGLE IV) STRAIGHT ANGLE 4 Do worksheet no 2 LIST 10 ANGLES MADE IN THE THINGS FOUND IN YOUR HOUSE.	KNOW ABOUT THE ANGLES KNOW ABOUT THE ANGLES MADE IN THE THINGS FOUND IN YOUR HOUSE.
WEEK 3		5. Watch news and write the maximum and minimum temperature of the week 6. Draw any five closed and open shapes Do worksheet no 3	KNOW ABOUT THE WEATHER AND CLIMATIC CONDITIONS OF YOUR CITY OR VILLAGES.
WEEK 4		7. Write your name with straight lines and and count the number of angles of all types formed -for example 	KNOW LINES AND ANGLES IN YOUR NAME.
WEEK 5		8. Write multiplication tables from 1 to 20.	IMPORTANCE OF MULTIPLICATION